



Cultural Site Sheet

Cultural site name	Museum of Sacred Art of the Maremma.
Type of site	Museum
Address	Piazza Baccarini 3
City	Grosseto
Contacts	+39 0564 488752 – 50 - 59
Website	www.maam.comune.grosseto.it Email: maam@comune.grosseto.it
WCAG 2.1 compliant accessible website	YES

TESTED BY: [Handy Superabile Social Promotion Association](#) in summer 2024

Please note The following information refers to the date of verification shown at the bottom of each sheet. **The Association** is not responsible for any significant changes made by the property after the visit.

Summary

Cultural Site Sheet.....	1
Arrival at the property.....	3
Private/public parking.....	3
Pathway from the car park to the entrance	4
Reception, ticket office.....	5
Itineraries	7
Services	12
Additional elements.....	12
Toilets for guests with reduced mobility	12
Medical practices/healthcare facilities.....	13

Project carried out with the contribution of the





Description

The museum is located in the historic center of Grosseto and preserves a rich collection of sacred art where the most prestigious works, liturgical furnishings and sacred vestments from the churches of Grosseto are exhibited.

General information

Opening and closing period	25 December, 1 January, 1 May
Times	From April 1st to May 31st. Tuesday to Friday 10.30 a.m. 5.00 p.m. Saturday and Sunday and holidays 10.00 13.00 16.00 19.00 From 1 June to 15 September from Tuesday to Sunday and holidays 10.30 am 6.30 pm From 16 September to 31 October from Tuesday to Friday 10.30 17.00 Saturday, Sunday and holidays 10.00 13.00 16.00 19.00
Ticket cost	Full price 5 Euro
Reductions	family ticket (2 adults and 2 children between 6 and 18 years old) 12 Euro Reduced 2.5 Euros (minors, university students over 65 years old, military service. Reduced ticket 1 Euro (school groups) Free ticket (under 6 years old) teachers, disabled people and guides For further reductions, please consult the website.
Online purchase	YES
Pet access	Not detected





Arrival at the property

Private/public parking

Presence of private parking	NO
Public parking nearby	YES
Type of flooring in the public car park	Asphalt and paving. Slightly uneven in some places
Presence of parking space reserved for people with disabilities	SI num. 4
Eventual notes	1 stall in Piazza Beccaria, 2 stalls in front of the Church of San Francesco a few steps from the museum. 2 stalls at the beginning of Corso Carducci, next to the MPS bank





Pathway from the car park to the entrance

The property can be reached from the car park	flat
Distance from parking to entrance	5 meters
There are indicators and tactile maps	NO
There is an accessible entrance	YES main entrance
How to access the site	<input checked="" type="checkbox"/> on the flat. There is a small threshold of 1 cm that becomes 2 to exit.
Useful width of door/entrance gate	Above 90 cm
Type of door	with 2 doors that can be opened outwards
Type of handle	lever
Eventual notes	Moderate door opening effort





Reception, ticket office

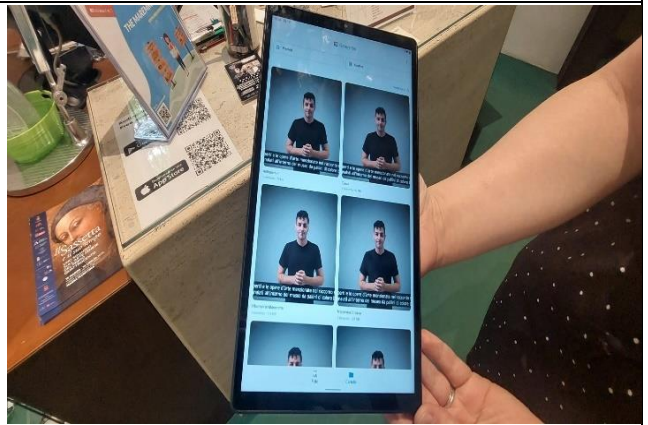
How to access	flat
Priority access for visitors with disabilities	YES
Orientation signs	<input checked="" type="checkbox"/> Orientation signs according to the ISO23601 Safety Identification – Escape and Evacuation Plan Signs <input checked="" type="checkbox"/> Signs identifying rooms and paths placed at 140/170 cm with contrasting colors
Type of information material	<input type="checkbox"/> Braille guides <input checked="" type="checkbox"/> guides in large print <input checked="" type="checkbox"/> Facilitated Language Guides (AAC) <input checked="" type="checkbox"/> Audio guides <input checked="" type="checkbox"/> video guides in LIS or subtitles <input checked="" type="checkbox"/> tactile maps <input checked="" type="checkbox"/> QR code
A cloakroom accessible to visitors with motor disabilities is available	YES
Multilingual staff	YES
The staff followed a training course on welcoming people with different disabilities	YES
Presence of sign language interpreters	NO
Reception desk height	80 cm
The following aids are available for visitors with disabilities	<input type="checkbox"/> manual wheelchair <input checked="" type="checkbox"/> Crutches <input checked="" type="checkbox"/> Magnifier <input checked="" type="checkbox"/> Tablet with pre-installed app



Project promoted by



Regione Toscana





Project carried out with the contribution of the



Presidenza del
Consiglio dei Ministri
Ministro per la disabilità



Itineraries

Presence of maps	YES
Touch indicators and visual-touch maps	YES
Presence of didactic panels	YES
Audio guide	YES
Touch Models	YES
Multimedia workstations accessible from a seated position	NO
Routes dedicated to children	YES
Stopping points	YES
Route spread over several floors	YES 2 floors. The art section is located on floor 2
Access to the starting point of the route	flat
Eventual notes	<p>The route winds its way from the ground floor.</p> <p>From the door located in front of the main entrance, turn right entering the first room on the ground floor entirely dedicated to Etruscan and Roman finds until you reach room 11 equipped with a lift.</p>
	
How to access from the ground floor to floor 2 8 (sacred art section)	<input checked="" type="checkbox"/> via stairs and elevator.





	<p>The elevator is located in room 11. The call button is placed at a height of 115 cm with an embossed button. The cab door has a usable width of 88 cm. The doors are sliding.</p> <p>The internal width is 136 cm, with a depth of 150 cm. The keyboard is equipped with raised and braille buttons (the highest button is located 127 cm from the ground). There are no internal grab bars or audible warnings when the floors are reached.</p>
<p>Eventual notes</p>	<p>To access room 11 it is necessary to overcome a small ramp 130 cm wide and 30 cm long with a slope of 9%</p>
	<p>Ramp to access room 11 equipped with elevator</p>





How to access the rooms on the 2nd floor

On the floor, with the exception of rooms 27 and 24.

Room 27 has a strange conformation, due to a difference in height in the floor of the building itself. In fact, it has an 11% sloping floor over almost 7 meters in length. In the center of the room there is also a concrete base that limits the narrowest useful space to cross the room to a width of 140 cm.

Room 24 has 2 ramps to be tackled in succession. The first 125 cm wide and 310 cm long with a 10.5% slope, the second 122 cm wide and 305 cm long with a 9% slope. Between the two ramps there is a flat interval of about 2 meters.






<p>Usable width of door/entrance gate/corridor</p>	<p>Above 90 cm</p>
<p>Room Identification</p>	<p>With visible identification sign</p>
<p>Bulletin board/information panels and captions</p>	<ul style="list-style-type: none"> <input checked="" type="checkbox"/> captions positioned 80/140 cm from the ground <input checked="" type="checkbox"/> Shadow-free fonts and serifs <input checked="" type="checkbox"/> Well-contrasted font, better black on a white/cream background
<p>Eventual notes</p>	<p>The tactile path is present. The main works have a tactile map adjacent to the work</p>



Project promoted by



Regione Toscana



Project carried out with the contribution of the



**Presidenza del
Consiglio dei Ministri**
Ministro per la disabilità



Services

Additional elements

Guided tours for groups	YES
Guided tours for individuals	YES
Activities for children and families	YES
Guided tours with trained staff	<input checked="" type="checkbox"/> in sign language <input checked="" type="checkbox"/> for visitors with reduced mobility <input checked="" type="checkbox"/> in Facilitated Language (AAC)
Accessible bookshop	<input checked="" type="checkbox"/> flat

Toilets for guests with reduced mobility

Number of accessible toilets for guests with reduced mobility	1
Location	ground floor
How to access the premises	<input checked="" type="checkbox"/> via ramp length 200 cm, width 125 cm slope 8%. At the end of the ramp there is a 1 meter floor in front of the door.
Usable width of the entrance door	85 cm
Toilet height	50 cm
Toilet seat with open front tooth	YES
Support handles	on both sides
Flexible shower on the side of the toilet	NO
Free space on the sides of the toilet	left 28 Cm right Above 90 cm frontal Above 90 cm
Electric doorbell/telephone	YES
Washbasin with space underneath for wheelchair approach	60 cm





Height from the ground lower edge mirror	135 cm
Baby changing table	NO
	

Medical practices/healthcare facilities

Hospitals near the property	Misericordia Grosseto Hospital Via Senese 161, phone +39 0564485111
Other healthcare facilities	Information point, toll-free number 8006133, open Monday to Friday from 8.00 a.m. to 6.00 p.m., Saturday and Sunday from 9.00 a.m. to 1.00 p.m. Nephrology and Dialysis Unit c/o Grosseto Hospital telephone +39 0564 485159 email alberto.papi@uslsudest.toscana.it

TESTED BY: [Handy Superabile Social Promotion Association](#) in 2024

